

NAME: CHIKANKATA TOWN COUNCIL
2025 BI ANNUAL PERFORMANCE REPORT
REVENUE SOURCES

Period: 01-Jan-2025 to 30-Jun-2025

#	Receipts	Budget	Actual	Varinace	Performance
		a ZMW	as at 30-June 2025 b ZMW	c=a-b ZMW	b/a %
1	National Support				
	1.1 Local Government Equalisation Fund	9,963,953.94	3,864,839.13	6,099,114.81	39%
	1.2 Grants In Lieu of Rates	200,000.00	-	200,000.00	0%
	1.3 Sector Grants	19,336,405.00	9,949,250.33	9,387,154.67	51%
	1.4 ZDSP Capital Grants	8,340,000.00	-	8,340,000.00	0%
	1.5 Constituency Development Fund	36,058,150.60	14,254,131.08	21,804,019.52	40%
	1.6 Other Grants	3,200,586.81	-	3,200,586.81	0%
	Sub - total	77,099,096.35	28,068,220.54	49,030,875.81	36%
2	Own Source Revenue				
	2.1 Local Taxes	13,999,348.19	5,912,779.02	8,086,569.17	42%
	2.2 Fee & Charges	1,159,397.20	499,776.00	659,621.20	43%
	2.3 Licences	207,800.00	288,704.00	(80,904.00)	139%
	2.4 Levies	439,262.75	208,452.00	230,810.75	47%
	2.5 Permits	57,000.00	87,933.29	(30,933.29)	154%
	2.6 Commercial ventures	180,000.00	-	180,000.00	0%
	2.7 Others OSR	1,980,000.00	-	1,980,000.00	0%
	Sub - total	18,022,808.14	6,997,644.31	11,025,163.83	39%
3	Other revenue				
	4.1 Bank interest received	-	-	-	#DIV/0!
	4.2 Borrowings - Loans	-	-	-	#DIV/0!
	4.2 Borrowings - Overdraft	-	-	-	#DIV/0!
	4.3 Others	-	-	-	#DIV/0!
	Sub - total	-	-	-	#DIV/0!
	Total	95,121,904.49	35,065,864.85	60,056,039.64	0.37

PAYMENTS

#	Receipts	Budget	Actual	Varinace	Performance
		a ZMW	as at 30-June 2025 b ZMW	c=a-b ZMW	b/a %
1	Personal emoluments	14,494,555.00	5,533,099.93	8,961,455.07	38%
2	Use of goods and services	33,878,652.00	16,891,194.83	16,987,457.17	50%
3	Financial charges	-	-	-	#DIV/0!
4	Social benefits	8,719,484.00	5,714,081.00	3,005,403.00	66%
5	Non-financial assets	33,757,975.00	9,018,367.00	24,739,608.00	27%
6	Financial assets	3,736,922.00	1,949,960.00	1,786,962.00	52%
7	Loan repayments	-	-	-	#DIV/0!
8	Other repayments	534,317.00	37,790.00	496,527.00	7%
	Total payments	95,121,905.00	39,144,492.76	55,977,412.24	41%


Net Budget Performance	(0.51)	(4,078,627.91)	4,078,627.40	799730955%
-------------------------------	---------------	-----------------------	---------------------	-------------------

BUDGET PROGRAMME OUTPUT PERFORMANCE

Name: of Budget Programme:


S/N	Key Output/Project & Indicator	Unit of Measure	Target	Actual	Variance
	Environment and Waste Management	No. of Tones	2500	1720	780
1	Management	No. of Tones	2500	1720	780
2	Maintenance of Township Roads	No. of Kms	23	15	8
3	Fire Management Services	No. of Calls	15	5	10
	Installation and Maintenance of Street Lights	No. of Lights	0	0	0
4	Street Lights	No. of Lights	0	0	0
5	Burial Site Services	No. of Burials	10	8	2
6	Devolved Functions Integration		0	0	0

Note: Focus should on key services delivery and major budget allocation.

Prepared By: Rodah Mandevani
Designation: Assistant Accountant
Signature: 

Date: 25/7/25

Checked By: Jonathan Manyanyina
Designation: Director Finance

Signature: 

Date: 25/07/25

CHIKANKATA TOWN COUNCIL

25 JUL 2025

DEPUTY COUNCIL TREASURER
P.O. BOX 350194, KAFUE


**NAME: CHIKANKATA TOWN COUNCIL
2025 BI ANNUAL PERFORMANCE REPORT
ALL CAPITAL PROJECTS**

Period: 01-Jan-2025 to 30-Jun-2025

S/N	Project Name	Contract			Cumulative Payment As At 30th June ZMW	Balance ZMW	Source of Funds	Project Status
		Start Date	End Date	Amount (ZMW)				
1	Full Rehabilitation of 10.4km road stretch	28.05.2025	28.08.2025	1,000,000.00	807,130.00	192,870.00	ZDSP	Completed
2	Sitting, Drilling and Equipping of 14 Boreholes in all Wards	14.05.2025	14.07.2025	1,050,000.00	997,500.00	52,500.00	ZDSP	100% Completed
3	Construction of 7no. Market Stalls	15.08.2025	15.10.2025	350,000.00	271,347.00	78,653.00	ZDSP	Materials Procured, Works in Progress
4	Completion of an Ablution Block at Chakanza Salaula Market	-	-	250,000.00	-	250,000.00	ZDSP	Procurement of Materials
5					-	-		
6					-	-		
7					-	-		
8					-	-		
9					-	-		
Total				2,650,000.00	2,075,977.00			

Prepared By: Juma Munamoonga

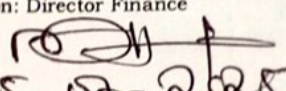
Designation: Assistant Accountant

Signature: 

Date: 25/07/25

Checked By: Jonathan Manyanyina

Designation: Director Finance

Signature: 

Date: 25-07-2025

NAME: CHIKANKATA TOWN COUNCIL
DEBT and ARREARS


Narration	OUTSTANDING AMOUNTS	
	1-Jan-2025 ZMW	30-Jun-2025 ZMW
PE'S	8,346,316.96	5,711,677.75
ZAMTEL	-	-
ZESCO	-	-
WATER	-	-
LEGAL COSTS	317,521.04	317,521.04
NAPSA ARREARS	24,340.56	537,296.74
NAPSA ARREARS - PENALTIES		-
LASF ARREARS		-
LASF ARREARS - PENALTIES		-
OTHER PENSION ARREARS		-
OTHER PENSIONS ARREARS - PENALTIES		-
ZRA PAYE	973,379.35	805,324.19
ZRA - PENALTIES		-
GOODS & SERVICES	250,000.00	-
CAPITAL	-	-
Total	9,911,557.91	7,371,819.72

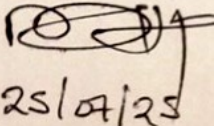
Prepared By: Rodah Mandevani

Checked By: Jonathan Manyanyina

Designation: Assistant Accountant

Designation: Director Finance

Signature: 

Signature: 

Date: 25/7/25

Date: 25/07/25



Chikankata Town Council

Semi Annual Internal Audit Reports

Period: Jan 2025 to Jun 2025

Key Internal Audit Recommendation and Implementation

No	Subject Matter	Audit Finding	Audit Recommendation	Management Action Taken
1	Governance (Established Committees & Meetings)	Revision of the Audit Committee Charter	Management should consider revising the audit committee charter for Chikankata Town Council	The revised Audit Committee Charter was rapproved on 6th August and it is in use.
2	Budget Execution	Nil	Nil	Nil
3	Income - Own Source Revenue	Failure to operationalise the bar and restaurant, Lack of a business plan	Management should consider putting up a comprehensive framework on how to manage its ventures in order to enhance revenue collection	Management has developed a business plan which is at draft stage and the venture to start operating after minor works are done.
4	Accounting procedures and controls	Inadequately supported payment	Management should ensure that all necessary supporting documents are attached to the voucher	The Auditors report was noted and issues raised are being worked on and measures are in place to regularly review and update vouchers
5	Stores management	Failure to update asset register, Failure to label assets (Audit of fixed asset)	Stores/Administration to ensure that that council assets are labelled for easy identification and are recorded in the asset register	All council assets have been labelled
6	Procurement procedures and controls	Nil	Nil	Nil
7	Payroll management	Nil	Nil	Nil
8	Risk management	Failure to finish the project with stipulated time	Management to ensure that projects are	Management has tasked contractors to finish projects within stipulated time and also stipulating that a request for deadline extension will only be considered if supported by valid reason.

Prepared By: Beauty Sikoboshya


Designation: Assistant Internal Auditor

Signature: 

Date: 25/07/25

Checked By: David Mulonda

Designation: Internal Auditor

Signature: 

Date: 25/07/25

